



UNIFORM NEWSGRAM

Winter Uniform Wear and News



NAVADMIN 282/19

NAVADMIN 282/19 Navy Uniform Policy and Uniform Initiative Update has been released and provides updates on recent Navy uniform policy initiatives.

Gold Star Lapel Button (GSLB)/Next of Kin Lapel Button (NKL) Optional Wear

The GSLB and NKL designated for eligible survivors of Service Members who lost their lives under designated circumstances are now authorized for optional wear with Service Dress and Full Dress uniforms.



Black Neck Gaiter Optional Wear

NAVADMIN 282/19 authorized the optional wear of a Black Neck Gaiter during extreme cold weather conditions as promulgated by Regional Commanders ashore and as prescribed by commanding officers afloat. When authorized, it may be worn with the following cold weather outer garments only: Cold Weather Parka, NWU Type II/III Parka, Peacoat, Reefer, and All Weather Coat.



Optional Physical Readiness Test (PRT) Swimwear

Optional wear of full body swimwear is authorized for Sailors who elect to swim during their semi-annual PRT. Optional swimwear will be navy blue or black in color, conservative in design and appearance and must not prohibit the swimmer from swimming freely.



Acoustic Technician Chief Warrant Officer (CWO) Insignia Authorized for Wear



The Acoustic Technician insignia authorized for CWOs holding the 728X designator captures the rich 65-year history of the Naval Integrated Undersea Surveillance System (IUSS). The golden globe, representing the Navy's dominance of the global undersea environment, is bisected in the rear by a trident representing the Oceans System Technician (OT) rating which spanned from 1969-1998 when it was merged with the Sonar Technician rating.

Improvements to the Black Fleece Liner, Maternity Service Dress White/Summer white shirt

The Black Fleece Liner is being redesigned to include weather-resistant (rain and wind) outer fabric, attached rank tab and two side access pockets with zippered closures. The Summer White/Service Dress White maternity shirt is being redesigned to include princess seams, adjustable side tabs with three buttons, epaulettes and two side seam hidden pockets. A future NAVADMIN will announce projected availability for purchase and wear.



*** For more on NAVADMIN 282/19 and additional uniform initiatives updates, click the link below ***

<https://www.public.navy.mil/bupers-npc/reference/messages/Documents/NAVADMINs/NAV2019/NAV19282.txt>

Cover Photo: Sailors assigned to Navy Information Operations Command Colorado participate in the Denver Veterans Day parade, Nov. 9. Photo by CTT1 Sean Sanborn (Source: www.dvidshub.net)

Navy Working Uniform (NWU) Type III: Know Your Uniform

On 1 October 2019, the NWU Type III became the primary Navy working uniform, replacing the NWU Type I. Below you will find some uniform tips to make sure you properly wear the uniform.

Authorized Backpacks (ref: Navy Uniform Regulations article 2101.3c(2)(a))

Authorized backpack colors that may be worn with the NWU Type III include **black and NWU Type III-matching pattern only**. The bag must conceal its contents and no items should protrude out of it (such as water bottles). No items shall be attached on or to the backpack (such as patches or personal ornamentation). The backpack may contain a small and conservative manufacturer logo; that is, large logos or those containing bright/conspicuous colors are not authorized.



Can I wear these?

Wear of NWU Type III Organizationally-Issued Items: Myths dispelled

(ref: Navy Uniform Regulations article 6801 / NAVADMIN 214/17 par. 3e(25))

With the rollout of the NWU Type III as the standard working uniform ashore, NAVADMIN 214/17 directed that **“items issued as organizational clothing will be worn operational OCONUS only and not as part of the daily working uniform.”** That is, such organizational items (which also include the shiny/infrared shoulder patches) should only be worn in OCONUS operational environments where mission/duty station requirements for that item exist.

If you are serving in a command that issues organizational gear such as the Type III booney hat, coyote brown fleece or backpack, or flame resistant organizational gear (FROG), such organizational uniform items are to be worn only **“while performing duties for which the garments are designed”** (Navy Uniform Regs article 6801).



Shoulder Patches (ref: Navy Uniform Regulations article 3603.4a)

Shoulder patches are optional uniform items and may not be made mandatory unless the command issues patches to Sailors. The only patches authorized for wear with the NWU are:

- **Right shoulder:** Reverse U.S. Flag (RF) patch
- **Left shoulder:** Don't Tread on Me (DTOM), or Command/Unit patch (as authorized by the commanding officer)



Shoulder patches are authorized in laser-cut or embroidered construction, and must be of the same construction style when worn. That is, if the RF patch is laser-cut, the DTOM will also be laser-cut, and if the RF is embroidered, the DTOM or unit patch will also be embroidered (command patches are embroidered only). With commanding officer's concurrence, command/unit logo shoulder patches may be optionally worn in lieu of the DTOM patch. Command/Unit patches will be embroidered only, 2-1/8 x 4 inches or 2-1/4 x 4 inches in dimension with subdued matching NWU color logo and lettering (green, olive, tan, and black coloring), and the design must be approved by the commanding officer.

Q: I was issued a shoulder RF or DTOM patch - is it authorized for wear?

Many shoulder patches issued as organizational clothing for special missions or tactical missions are NOT authorized for wear as a daily work item. Shoulder patches must meet specifications set in Navy Uniform Regs article 3603.4a, specifically regarding size, colors, and the backing that makes up the stars, stripes, snake, and DTOM writing. Patches where the backing is made up of reflective material (shiny, Infrared (IR) tape) are only authorized during tactical training exercises and deployed tactical missions when determined by the unit commander and Task Force Commander. **In all other circumstances, laser-cut shoulder patches should have a nylon-woven backing, not the shiny, reflective IR tape.** See page 3 for some common issues with non-Navy certified patches.

Navy Working Uniform (NWU) Type III: Know Your Uniform (cont.)

Q: Is my patch authorized? See below for some common issues with non-Navy certified patches.

Laser-cut Patch

- ✓ Size: 2-1/8" x 4" or 2-1/8" x 3-3/4"
- ✓ Color: NWU-matching
No black pixels
- ✓ Backing: Woven Nylon
Not shiny/reflective

Laser-cut Patch

- ✓ Size: 2-1/8" x 4" or 2-1/8" x 3-3/4"
- ✗ Color: NWU-matching
Contains black pixels
- ✗ Backing: **Shiny/reflective IR**

Embroidered Patch

- ✓ Size: 2-1/8" x 4" or 2-1/8" x 3-3/4"
- ✓ Color: NWU-matching
- ✓ Backing: Black

Embroidered Patch

- ✓ Size: 2-1/8" x 4" or 2-1/8" x 3-3/4"
- ✗ Color: **Not NWU-matching**
(Snake is brown)
- ✗ Backing: **Not Black**
(Contains brown stripes)

Article 3603.4a of Navy Uniform Regulations provides guidance on the wear of shoulder patches with the NWU Type III. Patches should be worn squarely and centered over the Velcro pile located on the left and right shoulder pocket flap. Only matching construction patches will be worn (embroidered or laser cut) together. Wearing patches of different construction (mix and match) is unauthorized. If wearing a command/unit shoulder patch, Sailors shall not wear the optional command patch on their right breast shirt pocket.

Frequently Asked Questions

Below are a few of the latest uniform-related inquiries received via the 'ASK THE CHIEFS' email at umo_cmc@navy.mil:

1. Q: Is the rank tab required on the Black Fleece Liner for all Sailors, or just E4 and senior?

A: When optionally wearing the Black Fleece Liner as an outer garment, the rank tab is required for all Sailors. Uniform Regulations art. 3603.11 prescribes that "when wearing as an optional outer garment, the fleece will be worn over the NWU shirt/blouse, zippered at least 3/4 of the way and will include a sewn-on rank tab." There has been some confusion in the past due to erroneous information contained in our Spring 2019 Newsgram – that information has now been corrected and a revised copy of that Newsgram can be found at

<https://www.public.navy.mil/bupers-npc/support/uniforms/Pages/UniformNEWSGRAMs.aspx>



2. Q: Can I wear the black Cold Weather Parka with the NWU Type III?



A: No. Per Uniform Regulations art. 3501.1b, the Cold Weather Parka (CWP) is "worn optionally with Service and Service Dress Uniforms" only. The CWP is not authorized with working uniforms, to include the NWU Type III. The wear testing results of the CWP determined it was more suitable for wear in controlled environments that did not subject the coat to premature wear and tear, as the CWP provides a replacement for the Peacoat and All-Weather Coat, which are no longer issued to Sailors and are optional uniforms items only. Hence, the wear restriction as outerwear for Service and Service Dress uniforms only. All enlisted Sailors receive a uniform clothing allowance for both the CWP and the Type III parka.

3. Q: Can I wear Ball Caps with the Service Uniform (such as Service Khakis)?

A: No. Uniform Regulations art. 3501.8 prescribes the ball cap as "authorized for optional wear with the NWU Types II and III, Navy Coveralls (Article 3501.18), Flight Suits, and the Physical Training Uniform (PTU)" only, and as such, is not authorized for wear with other uniforms.



4. Q: Can males wear competition briefs when swimming during the Physical Readiness Test (PRT)?



A: No. NAVADMIN 282/19 authorizes the optional wear of full body swimwear for Sailors who elect to swim during their semi-annual PRT. Optional swimwear will be navy blue or black in color, conservative in design and appearance and must not prohibit the swimmer from swimming freely. One-piece and two-piece options are authorized for male Sailors. Some examples of authorized male swimwear are shown in page 1, which include "jammer" shorts.

5. Q: Are earbuds authorized in uniform?

A: No. Uniform Regulations art. 2101.3c(1)(h) prescribes that "the use of an earpiece, blue tooth technology, headsets or hands-free device while in uniform indoors or outdoors is prohibited unless specifically authorized for the execution of official duties (e.g. NSW, security personnel, detailers, etc.)."



6. Q: How do I submit a uniform policy change recommendation?

A: Uniform policy change recommendations can be submitted by all Sailors using procedures contained in Uniform Regulations article 1101.1b(4). These procedures allow for recommendations to be reviewed and vetted by the chain of command and representatives of all impacted warfare communities, minimizing unintended consequences. General feedback or questions about uniform policy can be submitted to the Uniform Matters Office email at umo_cmc@navy.mil. You can find article 1101.1b(4) at:

<https://www.public.navy.mil/bupers-npc/support/uniforms/uniformregulations/Chapter1/Pages/1101GeneralInformation.aspx>

'Tis the Season: Authorized Outerwear

With the cold weather setting in, please review which outerwear is authorized with each uniform. If you are not sure which uniform articles are authorized with a certain uniform, **ALWAYS** check Chapter 3 of the Navy Uniform Regulations, which can be found here:

<https://www.public.navy.mil/bupers-npc/support/uniforms/uniformregulations/chapter3/Pages/default.aspx>



The truth about Navy-issued safety footwear

One of the most common mishaps reported to the Naval Safety Center (NAVSAFECEN) is slips, trips, and falls on ladders aboard ships. Various news stories reported Navy safety boots issued to recruits and the fleet as required footwear when wearing the Navy Working Uniform (NWU) Type I and Type III may have contributed to increase in ladderwell and slip injuries. **NEGATIVE!** A 2019 study by NAVSAFECEN concluded that Navy issued NWU safety boots are not the problem. As noted by NAVSAFECEN Commander, Rear Admiral Mark Leavitt, "our latest data shows, without a doubt, that the safety boots issued to and used by our Sailors are thoroughly tested by the research facility prior to issue to the Fleet and the boots perform as prescribed by the Navy." Read more about the study and findings at

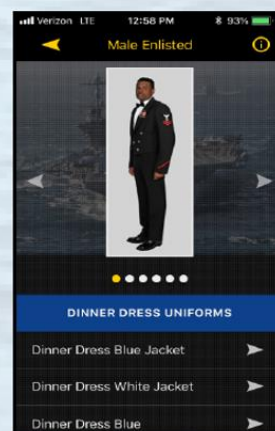
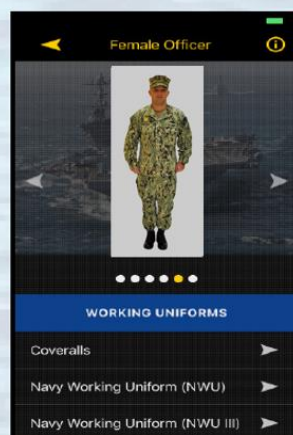
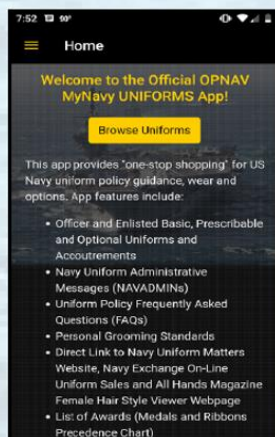
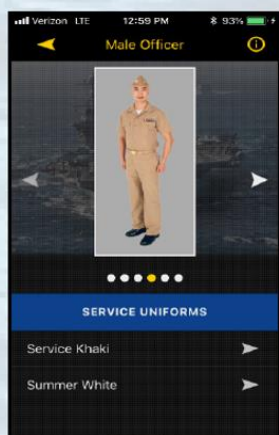
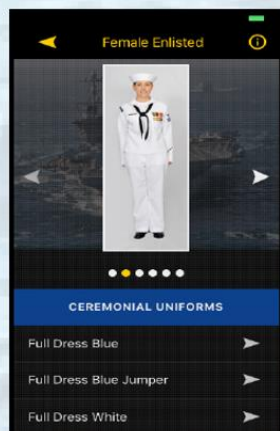
https://www.navy.mil/submit/display.asp?story_id=110259



MyNavy UNIFORMS Mobile Application

*Available Now for Download to Apple iOS
and Google Android Mobile Devices!*

An official US Navy mobile application, produced by the Navy PMW 240 Program



Download the app at www.AppLocker.Navy.mil

Apple App Store: [Download the app HERE](#)

Google Play Store: [Download the app HERE](#)



Navy Working Uniform Type III Fit Guide

HEAD GEAR:

- 8-Point cover is "Standard Head Gear." (ACE 8-Point 1 OCT 2019)
- Navy blue or coyote brown "Navy or Command" ball cap is optional.
- Worn squarely on head, parallel to the deck above the ears and eyes.

T-SHIRT & UNDERGEAR:

- Brown crewneck t-shirt. Collar should fit comfortably around neck.
- Thermal underwear authorized but must not be visible when wearing.

RANK INSIGNIA:

- Slip on embroidered (E-4 to O-10)
- Muted gold (O-1 & O-4)
- Silver (O-6)
- Black (all others)

BLOUSE:

- Blouse worn squarely on shoulders
- Length should fall between bottom of crotch and no further than the middle of the trouser cargo pocket flap

TROUSERS:

- Worn squarely on waist with 1 1/4" cotton or nylon belt or 1 3/4" rigger belt (E-1 to E-6 black belt) (E-7 to O-10 khaki/COY brown belt)

TROUSER BLOUSING:

- Blouse trousers using blousing straps. When bloused, blousing should cover top three rows of boot eyelets.

NWU BOOTS:

- Laces must be tied and tucked into boots.
- Boots should be fitted in, and worn with boot socks.

Navy Working Uniform (NWU) Type III Quick Fit Guide
Revision Date: 1 July 19

OPTIONAL PATCHES:

- Reverse U.S. Flag (worn on right shoulder)
- Don't Tread on Me flag (worn on left shoulder)
- Command Patch (if not worn on the right breast pocket) can replace the DTOM
- Shoulder patches are laser cut or embroidered

WARFARE INSIGNIA:

- Primary warfare insignia sewn centered and flush atop top edge of the Service tape. Secondary insignia may be sewn centered and between primary insignia and Service tape or centered and below the Service tape at the top of the pocket flap. Fabric strip will extend a 1/4 inch on the left and right of the embroidery. (DOUBLE STACKING OPTIONAL)

ROLLED SLEEVES:

- 3" wide band covered by cuff with fabric side out.
- Falls approx. 2" above elbow.

SLEEVE LENGTH:

- Fully extended, cuffs fastened.
- Should cover wrist bone but not extend beyond first knuckle at base of thumb.

TROUSER LENGTH:

- When not bloused, trouser leg length shall not extend below bottom of boot heel.

PARKA & FLEECE

- To determine correct size, parka, fleece, and NWU blouse should be worn/fitted simultaneously.

WASH/CARE OF THE UNIFORM

- ALL BUTTONS/CLOSURES FASTENED AND SECURED
- WASH THE UNIFORM INSIDE OUT

New Uniform/Uniform Component Mandatory Wear Dates

