

## AUDIO DIGEST® PLATINUM

### WELCOME TO PLATINUM

As a Platinum Member, you now have access to the most advanced and exciting service in Audio Digest Foundation's 62 year history. Platinum is designed to keep you up to date with the most clinically relevant content, while helping you manage your individual learning and Continuing Medical Education requirements.

### LET'S GET STARTED

To begin using Audio Digest Platinum, you must register at <http://membership.audio-digest.org/registration/institutions> from a valid IP address at your institution. You will be prompted to select a specialty for personalization of content and asked to create a username and password. After registering, you will be able to log-in from any computer or mobile device with your username and password at <http://membership.audio-digest.org>. To access your account via the Audio Digest Mobile app, download the app from iTunes or Google Play by searching for "Audio Digest Membership" and login when prompted.

We've designed a complete onboarding experience to help you navigate through the Platinum experience. Click on the Need Help icon on the top of any page and you'll get a quick view of the page's functionality.

### FEATURES AND FUNCTIONALITY

Platinum was designed to provide a seamless user experience. For that reason, you'll find the same functionality on the website and on your mobile devices. Your progress will be synchronized across platforms, saving you valuable time. The first screen you'll encounter is your Dashboard. You can access all the key features of Platinum from this screen.

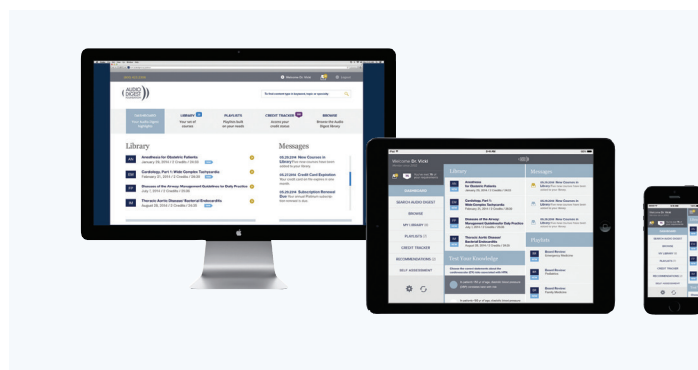
### LIBRARY





The Library is the repository for all the content you've added to your account. From the Library, you can start or continue taking a course, delete or move completed content to the Archive and add content to a playlist.

#### Adding Courses to the Library

Whether you are searching for content or receive a suggestion for a course you'd like to add, just press on the plus sign and the Course will be added to your library.

**TIP:** Sort content in the library by clicking *EXPIRES* at the top right.



-  Adds a Course to Library
-  Course is Already in Your Library
-  Add All Results to My Library
-  Course Information

### TEST YOUR KNOWLEDGE

The Test Your Knowledge module can be found on the Dashboard. You'll be presented with a question taken from our database of over 13,000+ questions.

Just select your response and click Submit My Answer. You'll be presented with the correct answer and the accompanying course. Click Next Test at any time to go to the next question.

## RECOMMENDATIONS

The Recommendations module will suggest courses that might be of interest or that help satisfy a particular CME requirement. It is important that you complete your Profile to increase the relevance of our recommendations. You can manage your Profile at any time by clicking on the welcome bar at the top of the screen.

## PLAYLISTS

Utilizing Playlists is the easiest way to organize your content. You can build your own playlists based on searches or use Auto-Loading playlists based on specialty or Board Reviews.

Every time we publish a lecture on a topic of interest, it's automatically added to your autoloading playlist and you never have to repeat a search. To create an auto-loading playlist, search on a topic of interest and then Add to a Playlist and check "Update my Playlist and Library as similar content becomes available."

**Tip:** You can only create playlists with 50 lectures. If your search results return more than 50 lectures, try adding more filters such as the most recent 6 months of content.

## CREDIT TRACKER

You can easily track your credit status and quickly find activities to complete your state(s) CME requirements by using the Credit Tracker.

**TIP:** For your convenience, and in an effort to Go Green, Audio-Digest encourages you to take advantage of our OnDemand Certificate Generation service. Any time you want - day or night - you can print out your CME/CE certificate of credits earned, and customize the certificate for a specific time period or for specific programs.

**In order to use the tracker, you must have selected the following in your profile:**


1. State of Licensure
2. End Date of your Reporting Cycle.

To enter or change this information, click on the welcome bar and select My Information. Scroll to Reporting Information and select the State(s) of Licensure and reporting due date.

## SELF-ASSESSMENT TESTS

Take one of our Self-Assessment Tests to help find content of interest. Self-Assessment Tests can be accessed through the bottom left of the Search or Browse results page. Topics for these tests are chosen from the scope of practice topics related to your primary specialty.

## EXPERIENCE THE PLATINUM MEDIA PLAYER

You can start to play your content either from the Library or from a Playlist. Simply click on  next to the course you wish to play. Your content will open up in the Platinum Media Player.

**Stream online or Create an RSS Feed** for convenient offline access.

### Audio Controls

- Rewind 30 seconds to quickly access your content
- Listen at 1.5x speed to get the most out of your content

### Autoplay

Set Autoplay and the player will automatically play the next course in the Library or Playlist in queue.

## MAINTENANCE OF CERTIFICATION

Depending on your specialty, you may be able to complete your MOC Self-Assessment requirements by taking one of our online interactive activities, or use our Platinum courses to fulfill your requirement.

## EXCLUSIVE CONCIERGE SERVICE

With so much to discover, we've created an exclusive concierge to help our Platinum Members take full advantage of this premium service. Our Platinum Concierge can assist with any questions regarding your membership, CME accreditation services and any other inquiries you may have. If you are in need of assistance, please don't hesitate to call us toll free at 1-844-ADF-PLAT (233-7528).